

Bee County, Texas

SCHEDULE OF INVESTMENT ACTIVITY

For The Quarter Ending September 30, 2024

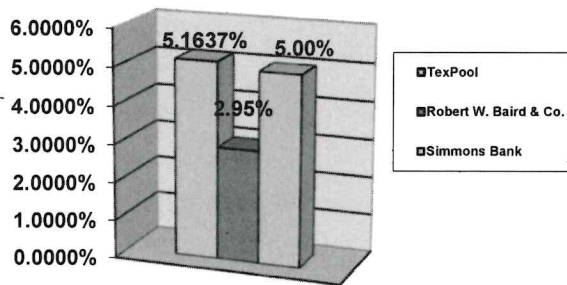
Prepared By:
County Auditor's Office

A handwritten signature in blue ink, appearing to be 'JAX', is written over the text 'County Auditor's Office'.


Bee County, Texas
Schedule of Investment Activity Combined
For the Quarter Ended September 30, 2024

| Investments | Balance 6/30/2024 | Deposits | Withdrawals | Interest | Balance 9/30/2024 |
|-----------------------|----------------------|-------------|-----------------|------------------|----------------------|
| TexPool Investments | 13,969.31 | 0.00 | 0.00 | 185.54 | 14,154.85 |
| Robert W. Baird & Co. | 8,257,909.55 | 0.00 | 4,128.96 | 65,600.40 | 8,319,380.99 |
| TOTALS | 8,271,878.86 | 0.00 | 4,128.96 | 65,785.94 | 8,333,535.84 |

**Interest Rates For the Quarter Ended
September 30, 2024**



**Earned on Investments for the
Quarter Ended September 30, 2024**



**Total of Bee County Investments as of
September 30, 2024**



April A. Cantu

April A. Cantu, Bee County Auditor

Bee County, Texas
Schedule of Investment Activity Combined
For the Quarter Ended September 30, 2024

| MONTHLY BALANCES | <u>September 30, 2024</u> |
|-----------------------|----------------------------|
| TexPool Investments | 14,154.85 |
| Robert W. Baird & Co. | 8,319,380.99 |
| Total Monthly Balance | <u><u>8,333,535.84</u></u> |

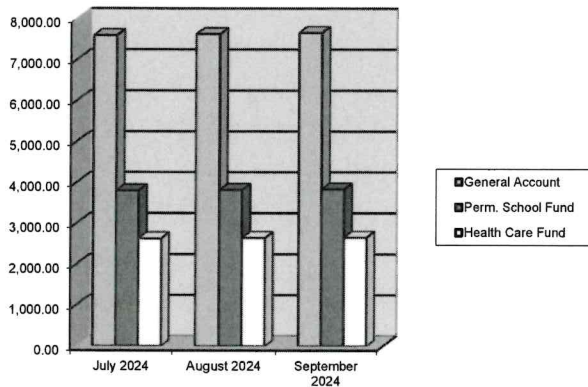
| INTEREST EARNED | <u>September 30, 2024</u> |
|--|---------------------------|
| TexPool Investments | 185.54 |
| Robert W. Baird & Co. | 65,600.40 |
| Robert W. Baird & Co. Prof. Services | -4,128.96 |
| Robert W. Baird & Co. Cost Rpt. & Other Exp. | 0.00 |
| Total Monthly Balance | <u><u>61,656.98</u></u> |

| INTEREST RATES | <u>September 30, 2024</u> |
|-----------------------|---------------------------|
| TexPool Investments | 5.1637% |
| Robert W. Baird & Co. | 2.95% |
| Simmons Bank | 5.00% |

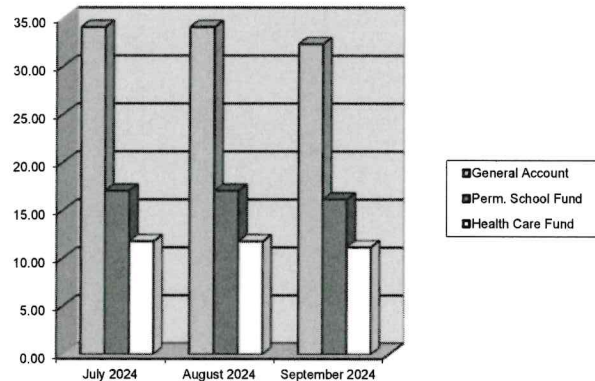
Bee County, Texas
Schedule of Investment Activity Texpool
For the Quarter Ended September 30, 2024

| Texpool Investments | Balance 6/30/2024 | Deposits | Withdrawals | Interest | Balance 9/30/2024 |
|---------------------------------|----------------------|-------------|-------------|---------------|----------------------|
| 1. 012 General Account | 7,558.01 | 0.00 | 0.00 | 100.55 | 7,658.56 |
| 2. 080 Perm. School Fund | 3,788.71 | 0.00 | 0.00 | 50.26 | 3,838.97 |
| 3. 023 & 083 Health Care I & II | 2,622.59 | 0.00 | 0.00 | 34.73 | 2,657.32 |
| TOTALS | 13,969.31 | 0.00 | 0.00 | 185.54 | 14,154.85 |

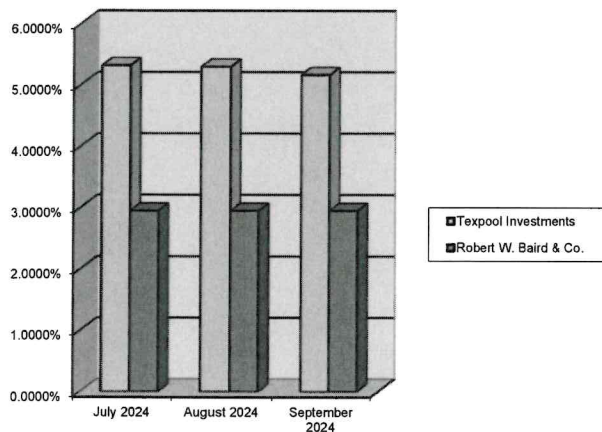
Monthly Investment Balances for the Quarter Ended September 30, 2024



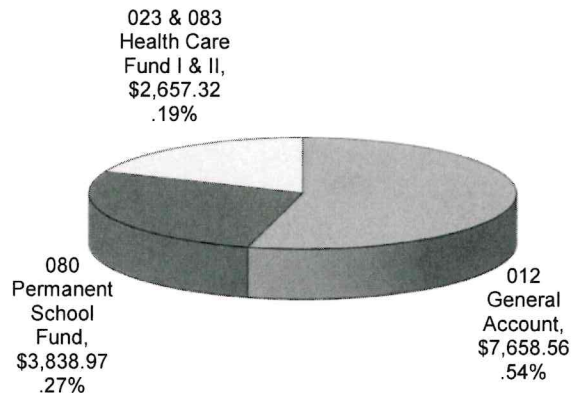
Interest Earned on Investments for the Quarter Ended September 30, 2024



Monthly Interest Rates for the Quarter Ended September 30, 2024



Texpool Investments for the Quarter Ended September 30, 2024



April A. Cantu

April A. Cantu, Bee County Auditor

Bee County, Texas
Schedule of Investment Activity Texpool
For the Quarter Ended September 30, 2024

| MONTHLY BALANCES | July 2024 | August 2024 | September 2024 |
|-----------------------------------|-----------|-------------|----------------|
| 012 General Account | 7,592.11 | 7,626.22 | 7,658.56 |
| 080 Permanent School Fund | 3,805.76 | 3,822.81 | 3,838.97 |
| 023 & 083 Health Care Fund I & II | 2,634.37 | 2,646.15 | 2,657.32 |
| Total Monthly Balance | 14,032.24 | 14,095.18 | 14,154.85 |

| INTEREST EARNED | July 2024 | August 2024 | September 2024 |
|-----------------------------------|-----------|-------------|----------------|
| 012 General Account | 34.10 | 34.11 | 32.34 |
| 080 Permanent School Fund | 17.05 | 17.05 | 16.16 |
| 023 & 083 Health Care Fund I & II | 11.78 | 11.78 | 11.17 |
| Total Monthly Balance | 62.93 | 62.94 | 59.67 |

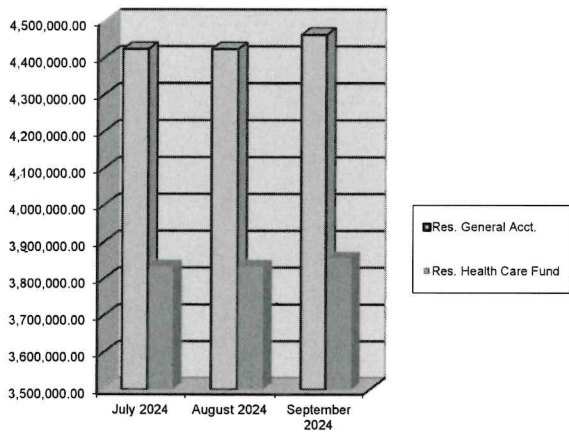
| INTEREST RATES | July 2024 | August 2024 | September 2024 |
|-----------------------|-----------|-------------|----------------|
| TexPool Investments | 5.3173% | 5.2977% | 5.1637% |
| Robert W. Baird & Co. | 2.95% | 2.95% | 2.95% |

| GENERAL ACCT INVESTMENTS | July 2024 | August 2024 | September 2024 |
|----------------------------|-----------|-------------|----------------|
| General Fund 012 | 3,926.69 | 3,944.33 | 3,961.06 |
| Road & Bridge Fund 020 | 3,665.42 | 3,681.89 | 3,697.50 |
| TOTAL GENERAL ACCOUNT INV. | 7,592.11 | 7,626.22 | 7,658.56 |

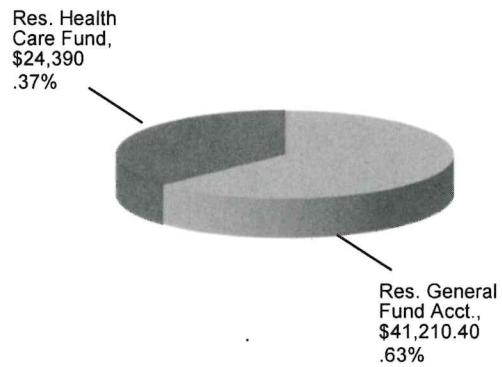
Bee County, Texas
Schedule of Investment Activity Robert W. Baird & Co.
For the Quarter Ended September 30, 2024

| Robert W. Baird & Co. Investments | Balance 6/30/2024 | Deposits | Withdrawals | Interest | Balance 9/30/2024 |
|-----------------------------------|----------------------|-------------|-----------------|------------------|----------------------|
| 012 Reserve General Account | 4,423,834.00 | 0.00 | 2,211.92 | 41,210.40 | 4,462,832.48 |
| 023 Reserve Health Care Fund | 3,834,075.55 | 0.00 | 1,917.04 | 24,390.00 | 3,856,548.51 |
| TOTALS | 8,257,909.55 | 0.00 | 4,128.96 | 65,600.40 | 8,319,380.99 |

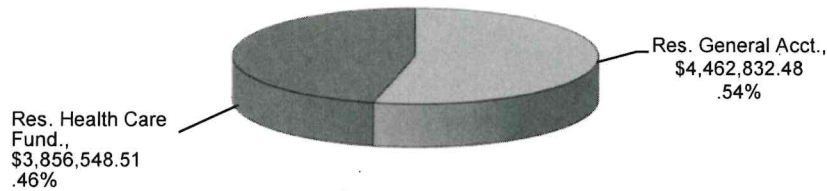
**Monthly Investment Balances For the
Quarter Ended September 30, 2024**



**Earned on Investments For the Quarter
Ended September 30, 2024**



**Robert W. Baird & Co. Total Investment as of
September 30, 2024**



April A. Cantu

April A. Cantu, Bee County Auditor

Bee County, Texas
Schedule of Investment Activity Robert W. Baird & Co.
For the Quarter Ended September 30, 2024

| MONTHLY BALANCES | July 2024 | August 2024 | September 2024 |
|------------------------------|--------------|--------------|----------------|
| 012 Reserve General Account | 4,423,834.00 | 4,423,834.00 | 4,462,832.48 |
| 023 Reserve Health Care Fund | 3,834,075.55 | 3,834,075.55 | 3,856,548.51 |
| Total Monthly Balance | 8,257,909.55 | 8,257,909.55 | 8,319,380.99 |

| INTEREST EARNED | July 2024 | August 2024 | September 2024 |
|---|-----------|-------------|----------------|
| 012 Reserve General Account | 0.00 | 0.00 | 41,210.40 |
| 023 & 083 Reserve Health Care Fund | 0.00 | 0.00 | 24,390.00 |
| General & HealthCare Fund Prof Services Fee | 0.00 | 0.00 | -4,128.96 |
| Other Fees & Costs | 0.00 | 0.00 | |
| Total Monthly Balance | 0.00 | 0.00 | 61,471.44 |

| INTEREST RATES | July 2024 | August 2024 | September 2024 |
|-----------------------|-----------|-------------|----------------|
| Robert W. Baird & Co. | 2.95% | 2.95% | 2.95% |

| GENERAL ACCT INVESTMENTS | July 2024 | August 2024 | September 2024 |
|----------------------------|--------------|--------------|----------------|
| General Fund 012 | 4,423,834.00 | 4,423,834.00 | 4,462,832.48 |
| TOTAL GENERAL ACCOUNT INV. | 4,423,834.00 | 4,423,834.00 | 4,462,832.48 |

Bee County Reserve Accounts - All Funds
Quarterly Management Report - Summary Statement of Investment Activity
As of September 30, 2024

| | <u>Book Value</u> | <u>Market Value</u> |
|--|-------------------|---------------------|
| Value at Beginning of Reporting Period | | |
| Date: 06/30/24 | 8,257,909.55 | 8,114,711.53 |
| Contributions of Funds to Account | | |
| Date: | 0.00 | 0.00 |
| Date: | 0.00 | 0.00 |
| Date: | 0.00 | 0.00 |
| Distributions of Funds from Account | | |
| Date: | 0.00 | 0.00 |
| Date: | 0.00 | 0.00 |
| Date: | 0.00 | 0.00 |
| Value at Beginning as Adjusted | 8,257,909.55 | 8,114,711.53 |
| Interest and Dividends Received this Quarter | 60,149.96 | 60,149.96 |
| Accrued Interest Purchased | (3,509.60) | (3,509.60) |
| Accrued Interest at End of Period | 30,062.20 | 30,062.20 |
| Less: Accrued Interest at Beginning of Period | (39,984.20) | (39,984.20) |
| Bond Premiums Amortized/Discounts Acreated | 18,882.02 | 18,882.02 |
| Recognized Gain on Sale(s) or Early Call(s) | 0.00 | 0.00 |
| Recognized Loss on Sale(s) | 0.00 | 0.00 |
| Other Fees or Costs | 0.01 | 0.01 |
| Advisory Fees Paid | (4,128.95) | (4,128.95) |
| Reverse Unrecognized (Gain) or Loss (Period Beginning) | N/A | 143,198.00 |
| Unrecognized Gain or (Loss) (Period Ending) | N/A | (57,714.60) |
| Value at End of Reporting Period | | |
| Date: 09/30/24 | 8,319,380.99 | 8,261,666.37 |
| Change in Value (Period Ending Less Period Beginning) | 61,471.44 | 146,954.84 |
| Days Elapsed during Reporting Period | 92 | 92 |
| Average Daily Change In Value | 668.17 | 1,597.34 |
| Daily change Multiplied by 365 Days | 243,881.26 | 583,027.35 |
| Weighted Average Daily Balance | 8,257,909.55 | 8,114,711.53 |
| Quarter Ended Annualized Total Return | 2.95% | 7.18% |

Certification: The following persons state affirmatively the following.

- 1) They have jointly prepared and reviewed this Quarterly Management Report; and
- 2) The investment portfolio and this report complies with State of Texas Government

Code Title 10, Section 2256, et. seq. and Bee County Investment Policy.


 April Cantu, Bee County Investment Officer


 Joe Carter, Investment Advisor

Bee County General Reserve Fund
Quarterly Management Report - Summary Statement of Investment Activity
As of September 30, 2024

| | Book Value | Market Value |
|--|----------------|----------------|
| Value at Beginning of Reporting Period | | |
| Date: 08/30/24 | \$4,423,834.00 | \$4,376,343.62 |
| Contributions of Funds to Account | | |
| Date: | 0.00 | 0.00 |
| Date: | 0.00 | 0.00 |
| Date: | 0.00 | 0.00 |
| Distributions of Funds from Account | | |
| Date: | 0.00 | 0.00 |
| Date: | 0.00 | 0.00 |
| Date: | 0.00 | 0.00 |
| Value at Beginning as Adjusted | 4,423,834.00 | 4,376,343.62 |
| Interest and Dividends Received this Quarter | 29,888.25 | 29,888.25 |
| Accrued Interest Purchased | (0.01) | (0.01) |
| Accrued Interest at End of Period | 10,782.67 | 10,782.67 |
| Less: Accrued Interest at Beginning of Period | (18,022.95) | (18,022.95) |
| Bond Premiums Amortized/Discounts Acreated | 18,562.24 | 18,562.24 |
| Recognized Gain on Sale(s) or Early Call(s) | 0.00 | 0.00 |
| Recognized Loss on Sale(s) | 0.00 | 0.00 |
| Other Fees or Costs | 0.20 | 0.20 |
| Advisory Fees Paid | (2,211.92) | (2,211.92) |
| Reverse Unrecognized (Gain) or Loss (Period Beginning) | N/A | 47,490.36 |
| Unrecognized Gain or (Loss) (Period Ending) | N/A | (12,553.80) |
| Value at End of Reporting Period | | |
| Date: 09/30/24 | 4,462,832.48 | 4,450,278.66 |
| Change in Value (Period Ending Less Period Beginning) | 38,998.48 | 73,935.04 |
| Days Elapsed during Reporting Period | 92 | 92 |
| Average Daily Change In Value | 423.90 | 803.64 |
| Daily change Multiplied by 365 Days | 154,722.22 | 293,329.23 |
| Weighted Average Daily Balance | 4,423,834.00 | 4,376,343.62 |
| Quarter Ended Annualized Total Return | 3.50% | 6.70% |

Certification: The following persons state affirmatively the following:

- 1) They have jointly prepared and reviewed this Quarterly Management Report; and
- 2) The investment portfolio and this report complies with State of Texas Government Code Title 10, Section 2256, et. seq. and Bee County Investment Policy.


 April Cantu, Bee County Investment Officer


 Joe Carter, Investment Advisor

2,211.92 +
 38,998.48 +
 41,210.4 *

Bee County Health Care Reserve Fund
Quarterly Management Report - Summary Statement of Investment Activity
As of September 30, 2024

| | <u>Book Value</u> | <u>Market Value</u> |
|--|---------------------|---------------------|
| Value at Beginning of Reporting Period | | |
| Date: 06/30/24 | \$3,834,075.55 | \$3,738,367.91 |
| Contributions of Funds to Account | | |
| Date: | 0.00 | 0.00 |
| Date: | 0.00 | 0.00 |
| Date: | 0.00 | 0.00 |
| Distributions of Funds from Account | | |
| Date: | 0.00 | 0.00 |
| Date: | 0.00 | 0.00 |
| Date: | 0.00 | 0.00 |
| Value at Beginning as Adjusted | <u>3,834,075.55</u> | <u>3,738,367.91</u> |
| Interest and Dividends Received this Quarter | 30,261.71 | 30,261.71 |
| Accrued Interest Purchased | (3,509.59) | (3,509.59) |
| Accrued Interest at End of Period | 19,279.53 | 19,279.53 |
| Less: Accrued Interest at Beginning of Period | (21,961.25) | (21,961.25) |
| Bond Premiums Amortized/Discounts Acreated | 319.78 | 319.78 |
| Recognized Gain on Sale(s) or Early Call(s) | 0.00 | 0.00 |
| Recognized Loss on Sale(s) | 0.00 | 0.00 |
| Other Fees or Costs | (0.19) | (0.19) |
| Advisory Fees Paid | (1,917.04) | (1,917.04) |
| Reverse Unrecognized (Gain) or Loss (Period Beginning) | N/A | 95,707.64 |
| Unrecognized Gain or (Loss) (Period Ending) | <u>N/A</u> | <u>(45,160.80)</u> |
| Value at End of Reporting Period | | |
| Date: 09/30/24 | 3,856,548.51 | 3,811,387.71 |
| Change in Value (Period Ending Less Period Beginning) | <u>22,472.96</u> | 73,019.80 |
| Days Elapsed during Reporting Period | 92 | 92 |
| Average Daily Change In Value | 244.27 | 793.69 |
| Daily change Multiplied by 365 Days | 89,159.03 | 289,698.12 |
| Weighted Average Daily Balance | 3,834,075.55 | 3,738,367.91 |
| Quarter Ended Annualized Total Return | 2.33% | 7.75% |

Certification: The following persons state affirmatively the following:

- 1) They have jointly prepared and reviewed this Quarterly Management Report; and
- 2) The investment portfolio and this report complies with State of Texas Government

Code Title 10, Section 2256, et. seq. and Bee County Investment Policy.


 April Cantu, Bee County Investment Officer


 Joe Carter, Investment Advisor

1,917.04 +
 22,472.96 +
 24,390.00 *